

STEWARD SMALL-MID CAP ENHANCED INDEX FUND FACT SHEET

June 30, 2017

A LEADER IN VALUES-BASED INVESTING

INDIVIDUAL (TRDFX) | INSTITUTIONAL (SCECX)

Investment Objective:

To provide long-term capital appreciation.

Investment Strategy:

- Investments consistent with widely held traditional values.
- Style allocation approach that can shift the exposure between the small-mid cap growth and value characteristics of the portfolio.
- The application of widely held values screening policies designed to avoid investing in companies materially involved with pornography, abortion, alcohol, gambling, or tobacco.

Investment Process:

The Fund employs a three-step process that combines small-mid cap style allocation with relative risk controlled portfolio construction and widely held values screening policies.

- Determine the percentage of the Fund's assets that will be allocated to investments in both growth and value investment styles. These allocations will vary with market conditions.
- The small-mid cap universe is screened in accordance with the Fund's widely held values policies, and those companies failing to meet these criteria are removed. The pure growth and pure value style components are identified within the investment universe.
- By using optimization techniques, construct a risk controlled portfolio that is designed to track the targeted style allocation.

Portfolio Managers:

The Fund's portfolio managers are John R. Wolf, Managing Director, Mel Cody, Senior Portfolio Manager, and Zack Wehner, Portfolio Manager. All three are members of the investment team of Capstone Asset Management Company (CAMCO). Mr. Wolf began his career in 1983 and has over 31 years of experience in the financial services industry. Mr. Cody has over 30 years' experience as a securities analyst and portfolio manager. Mr. Wehner joined Capstone in 2014 after graduating from the University of Houston Law Center.

Values-Based Screening Methodology:

The Fund uses CFS Consulting Services, LLC (CCS) as its provider of widely held values research data in the screening of securities. The management team at CCS pioneered the initial development of values-based investing in the mid 1990's. Their experience includes having started an investment research firm dedicated to values-based investing data and analysis in 1996.

The Fund applies a comprehensive set of widely held values screens to all of the investments. Screens applied to the portfolio management process allow investors to avoid owning securities in companies that choose to profit from businesses that are at odds with values-based investing.

Strict exclusionary screens are applied to companies involved in the businesses of abortion and pornography. In addition, the Fund screens for businesses that are principally involved in gambling, or the manufacturing of alcoholic or tobacco products. The Fund employs only avoidance screens and does not dilute the portfolio by seeking to invest in companies that promote any individual widely held values or social issue.

This methodology gives the Fund the ability to serve a rapidly growing number of investors seeking competitive investment returns without compromising their personal convictions.

Risk Factors: *The Fund may not achieve its stated investment objective. Please be aware that the Fund may be subject to certain additional risks such as Widely Held Values Screening and Equity Market Risk. The Fund may not achieve the same level of performance as it would have without the application of the Widely Held Values Screening policies. The value of equity securities will rise and fall in response to the activities of the companies that issued the securities, general market conditions and/or economic conditions. Please see the Fund's prospectus for a further explanation of these risks.*

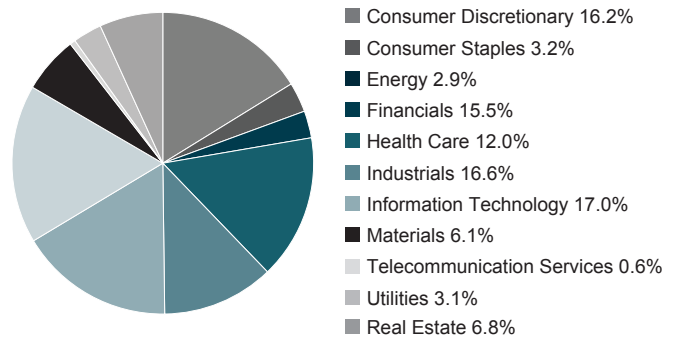
FUND INFORMATION

As of 6/30/2017

| | Individual | Institutional |
|--|----------------|-----------------|
| Ticker Symbol | TRDFX | SCECX |
| CUSIP Number | 860324839 | 860324847 |
| NAV Per Share | \$15.56 | \$15.76 |
| Total Net Assets | \$67.7 Million | \$133.5 Million |
| Inception Date | 1/31/1952 | 4/3/2006 |
| Expense Ratio as of 4/1/2017 – 6/30/2017 | 0.93% | 0.62% |

SECTOR DIVERSIFICATION

As of 6/30/2017



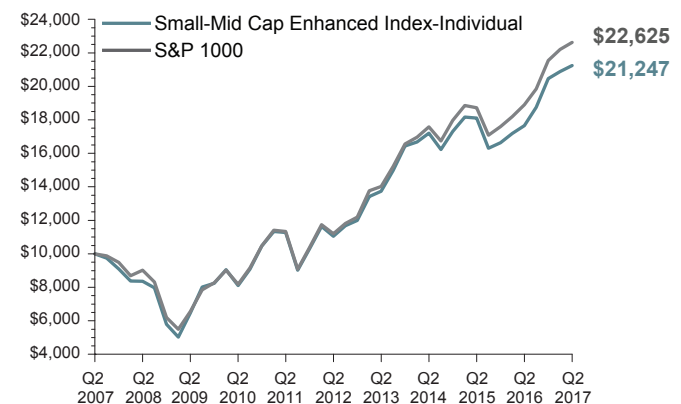
PORTFOLIO CHARACTERISTICS

As of 6/30/2017

| | Individual | Institutional |
|-----------------------|----------------|----------------|
| Market Capitalization | \$3.62 Billion | \$3.62 Billion |
| Price/Earnings Ratio | 24.1x | 24.1x |
| Price/Book Ratio | 2.3x | 2.3x |
| Number of Holdings | 973 | 973 |

GROWTH OF \$10,000 (10 Years – As of 6/30/2017)

Investment at NAV with Dividends Reinvested



FUND PERFORMANCE HISTORY

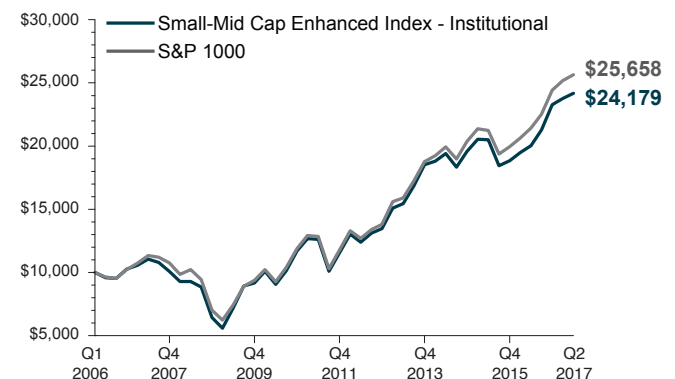
As of 6/30/2017

| | Individual | Institutional | S&P 1000 |
|------------------|------------|---------------|----------|
| Quarter-to-date | 1.76% | 1.75% | 1.90% |
| Year-to-date | 3.81% | 3.90% | 5.01% |
| 1 Year | 20.37% | 20.67% | 19.75% |
| 3 Years* | 7.30% | 7.61% | 8.77% |
| 5 Years* | 13.98% | 14.30% | 15.10% |
| 10 Years* | 7.83% | 8.13% | 8.51% |
| Since Inception* | -- | 8.24% | 8.77% |

* Annualized

GROWTH OF \$10,000 (Since Inception 4/3/2006 – 6/30/2017)

Investment at NAV with Dividends Reinvested



Past performance is no guarantee of future results. Investment return and principal value will fluctuate so that shares, when redeemed, may be worth more or less than their original cost. The Fund's current performance may be lower or higher than quoted. For the Fund's performance as of the most recent month end, please call 888-556-5369. Returns are historical and are calculated by determining the percentage change in the net asset value (NAV) with all income and capital gain distributions reinvested. Inception date for Individual Class is January 1, 1952 and Institutional Class is April 3, 2006.

The S&P 1000 index is a broad market portfolio representing the mid cap and small cap segments of the U.S. equity market. S&P MidCap 400 makes up approximately 70% of this index and S&P SmallCap 600 makes up the remaining 30%. Please note that indexes do not take into account any fees and expenses of investing in the individual securities that they track and investors cannot invest directly in any index.

This is not an offer to sell or a solicitation to buy Fund shares. Sales of Fund shares may only be made by prospectus. Before investing you should carefully consider the Fund's investment objectives, risks, charges and expenses. This and other information is in the prospectus, a copy of which may be obtained by calling Capstone Asset Planning Company, Distributor for the Steward Funds, Inc., 800-262-6631. Please read the prospectus carefully before you invest.